


Responses Overview Active


Responses

228




Average Time

04:59




Duration

219 Days



1. How recent was the experience you are thinking of?



2. Thinking about your overall first impressions of the care you received, did you feel listened to?

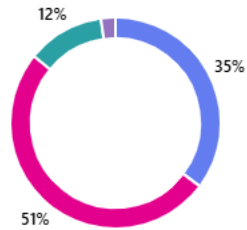


3. Thinking about your overall first impressions of the care you received, were you able to speak in Welsh to staff if you needed to?



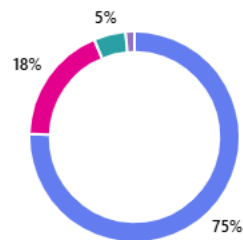
4. Thinking about your overall first impressions of the care you received, from the time you realised you needed to use this service was the time you waited:

| | |
|-----------------------|-----|
| Shorter than expected | 80 |
| About right | 115 |
| A bit too long | 27 |
| Much too long | 5 |



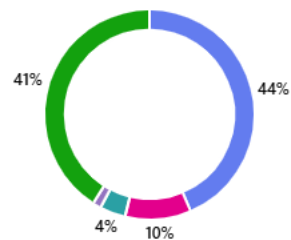
5. Thinking about the place where you received your care, did you feel well cared for?

| | |
|-----------|-----|
| Always | 169 |
| Usually | 41 |
| Sometimes | 11 |
| Never | 3 |



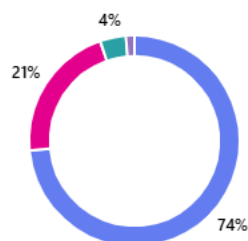
6. Thinking about the place where you received your care, if you asked for assistance, did you get it when you needed it?

| | |
|----------------|----|
| Always | 99 |
| Usually | 23 |
| Sometimes | 9 |
| Never | 3 |
| Not applicable | 93 |



7. Thinking about your understanding and involvement in care, did you feel you understood what was happening in your care?


| | |
|-----------|-----|
| Always | 167 |
| Usually | 48 |
| Sometimes | 9 |
| Never | 3 |



8. Thinking about your understanding and involvement in care, were things explained to you in a way that you could understand?



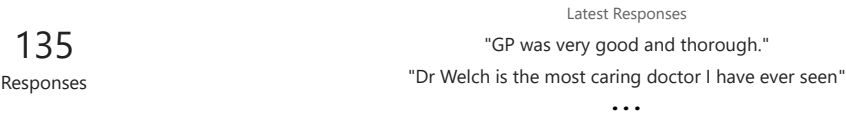
9. Thinking about your understanding and involvement in care, were you involved as much as you wanted to be in decisions about your care?



10. Overall Experience, using a scale of 0 – 10 where 0 is very bad and 10 is excellent, how would you rate your overall experience?



11. Thinking of your responses, was there anything particularly good about your experience that you would like to tell us about?



25 respondents (19%) answered good for this question.



12. Was there anything that we could change to imp.

120
Responses

Latest Responses

"I think same day blood tests should be available. I understand that dome bloods ... "

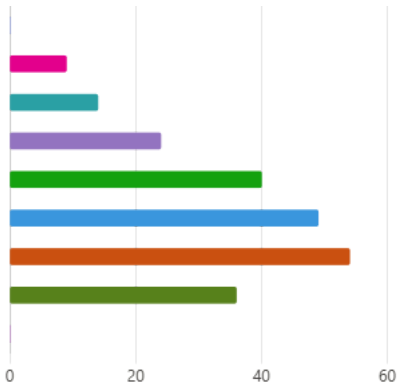
...

18 respondents (15%) answered appointment for this question.



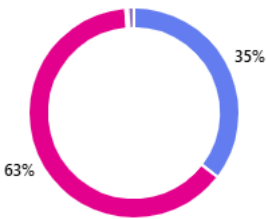
13. What is your age?

| | |
|---------------------|----|
| 0 - 15 years | 0 |
| 16 - 24 years | 9 |
| 25 - 34 years | 14 |
| 35 - 44 years | 24 |
| 45 - 54 years | 40 |
| 55 - 64 years | 49 |
| 65 - 74 years | 54 |
| 75+ years | 36 |
| I prefer not to say | 0 |



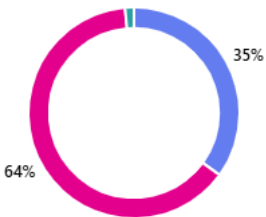
14. What is your gender?

| | |
|-------------------|-----|
| Man | 80 |
| Woman | 143 |
| Non-binary | 1 |
| Prefer not to say | 2 |



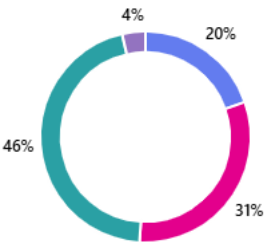
15. At birth, were you described as?

| | |
|-------------------|-----|
| Male | 78 |
| Female | 142 |
| Prefer not to say | 3 |
| Other | 0 |



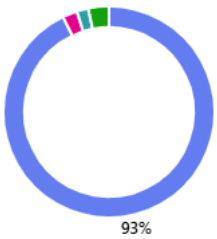
16. Are your day-to-day activities limited because of a health problem or disability which has lasted, or is expected to last, at least 12 months?

| | |
|---------------------|-----|
| Yes, a lot | 44 |
| Yes, a little | 70 |
| Not at all | 102 |
| I prefer not to say | 8 |



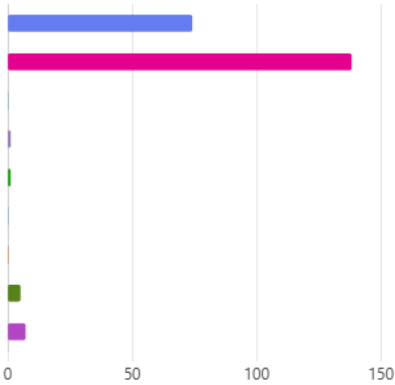
17. Which of the following options best describes how you think of yourself?

| | |
|--------------------------|-----|
| Heterosexual or straight | 208 |
| Gay or lesbian | 5 |
| Bisexual | 4 |
| Other | 0 |
| I prefer not to say | 7 |



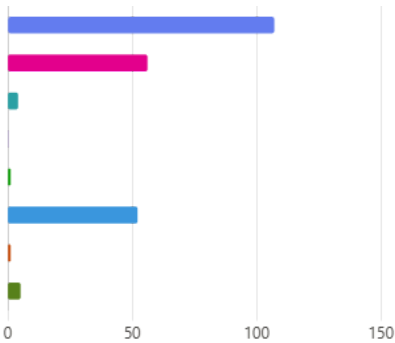
18. What is your religion? (Please choose one option that best describes your religion)

| | |
|-------------------------------|-----|
| No religion | 74 |
| Christian (all denominations) | 138 |
| Hindu | 0 |
| Muslim | 1 |
| Buddhist | 1 |
| Jewish | 0 |
| Sikh | 0 |
| Any other religion | 5 |
| I prefer not to say | 7 |



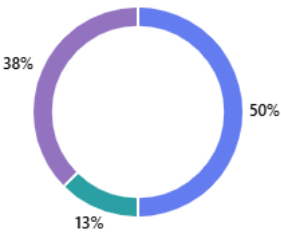
19. What is your ethnic group? (Please choose one option that best describes your ethnic group or background)

| | |
|--------------------|-----|
| Welsh | 107 |
| English | 56 |
| Scottish | 4 |
| Irish | 0 |
| Northern Irish | 1 |
| British | 52 |
| Gypsy or Traveller | 1 |
| Other | 5 |



20. Mixed / multiple ethnic groups

| | |
|--|---|
| White and Black Caribbean | 4 |
| White and Black African | 0 |
| White and Asian | 1 |
| Any other Mixed/Multiple Ethnic Background | 3 |



21. Asian / Asian British

| | |
|----------------------------|---|
| Indian | 0 |
| Pakistani | 0 |
| Bangladeshi | 1 |
| Chinese | 0 |
| Any other Asian Background | 0 |



22. Black / African / Caribbean / Black British

| | |
|--|---|
| African | 0 |
| Caribbean | 0 |
| Any other Black/African/Caribbean Background | 0 |

23. Other ethnic group

| | |
|------------------------|---|
| Arab | 0 |
| Any other ethnic group | 0 |
| I prefer not to say | 2 |

